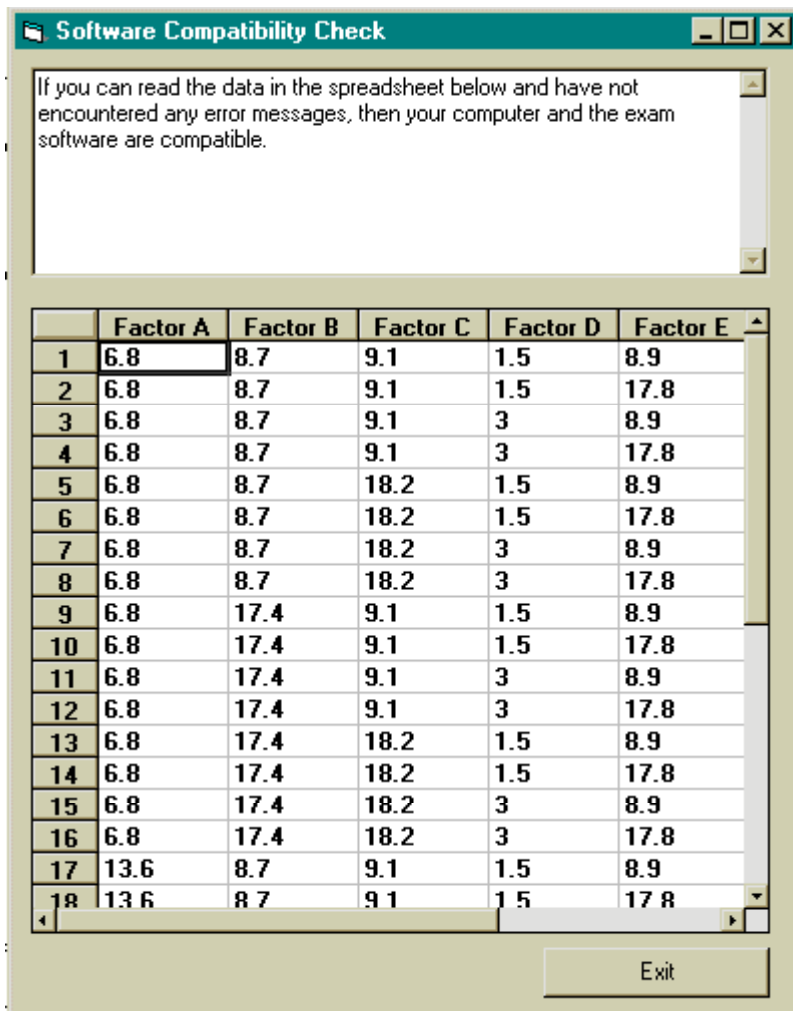


Examinee Instructions

1. Examinee must join IQF and know their IQF member number. There is no cost for membership. Go to this link <http://www.iqf.org/> to join.
2. Contact Exam Administrator and obtain an exam code and the exam software.
3. Install the exam software.
4. Run the "IQF Exam Software Check" to ensure there are no software conflicts with the exam software. If you can view the screen shown below with no errors then the exam software will run on your computer (The screen shown will vary depending on the exam you are taking). If not contact the IQF.

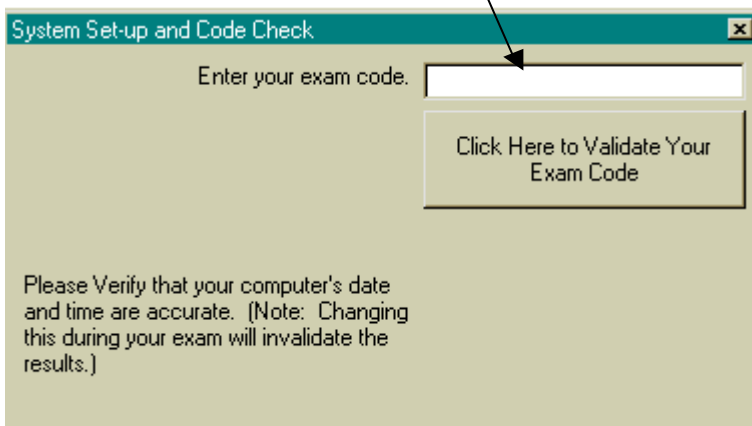


5. When you are ready to take the exam execute "IQF Six Sigma Exam". It is recommended that you reboot your computer prior to starting the exam. Click the "Code Check" button shown below to enter your exam code.



6. Enter your exam code as shown in the figure below and click the "Click Here to Validate Your Exam Code" button.

Enter Your Exam Code Here

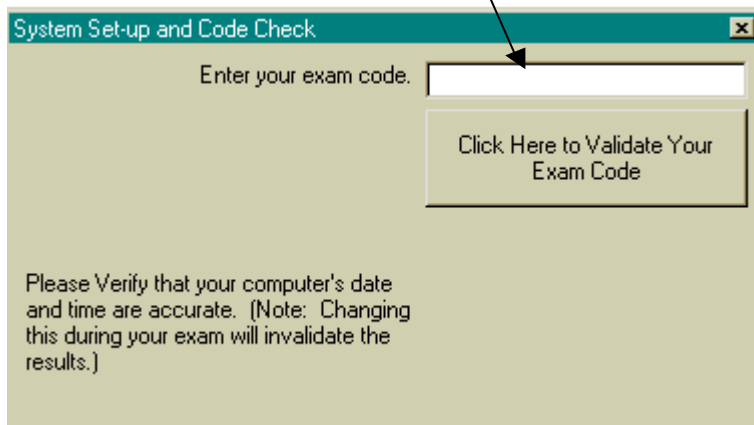


7. Status buttons will be displayed as you code is checked and exam questions are generated. When you see the screen shown below, click the "Fundamentals" button to begin the exam. You will be given 4 hours to complete the fundamentals section of the exam.



8. Answer all questions. Be careful not to put spaces before or after your answers. When you have completed the Fundamentals section. Click the "Stop Exam" button and the exam software will be closed.
9. When you are ready to take the Applications portion of the exam execute "IQF Six Sigma Exam" as you did when you took the Fundamentals section of the exam. It is recommended that you reboot your computer prior to starting the Applications portion of the exam, click the "Code Check" button as you did when you took the Fundamentals portion of the exam to enter your exam code.
10. Enter your exam code as shown in the figure below and click the "Click Here to Validate Your Exam Code" button.

Enter Your Exam Code Here



11. When you see the screen shown below, click the "Applications" button to begin the 2nd portion of the exam. You will be given 4 hours to complete the fundamentals section of the exam. Notice that there is a button that allows you to recovery from any computer failures or power outages. If your computer crashed, batteries failed or for any other reason you were unable to complete the Fundamentals section of the exam, click this button to resume the Fundamentals portion of the exam.

Six-Sigma Black Belt Exam



[Click Here if you experienced a computer failure during Part 2 and you want to complete Part 2 of the exam.](#)

Click the button to resume the Applications portion of the exam.